



2026 Consumer Sentiment Survey

Romania

JUNE 2026



BCG Consumer Sentiment Survey April 2026

11

Countries surveyed: UK, Germany, France, Italy, Spain, Denmark, Sweden, Finland, Norway, Romania, and Poland

~1,800

Respondents per country with a nationally representative sample

12

Product categories surveyed for spending and purchasing behavior

SUMMARY OF RESULTS

Consumer Sentiment in Romania 2026



Pessimism is rising. Romania's consumers are feeling increasingly worried about the local economic and political situation compared to 2025, exceeding the European average



Romania's consumers are increasing their spending on household essentials such as groceries and home care, primarily driven by price inflation. Spending also remains high among pet owners, where volume remains steady. At the same time, consumers are cutting back in other categories by reducing volume or actively seeking deals



Price sensitivity strongly influences Romanian consumer behavior, with up to 77% of purchase decisions driven by discounts. Additionally, 45%–64% of consumers report a willingness to switch brands for better offers



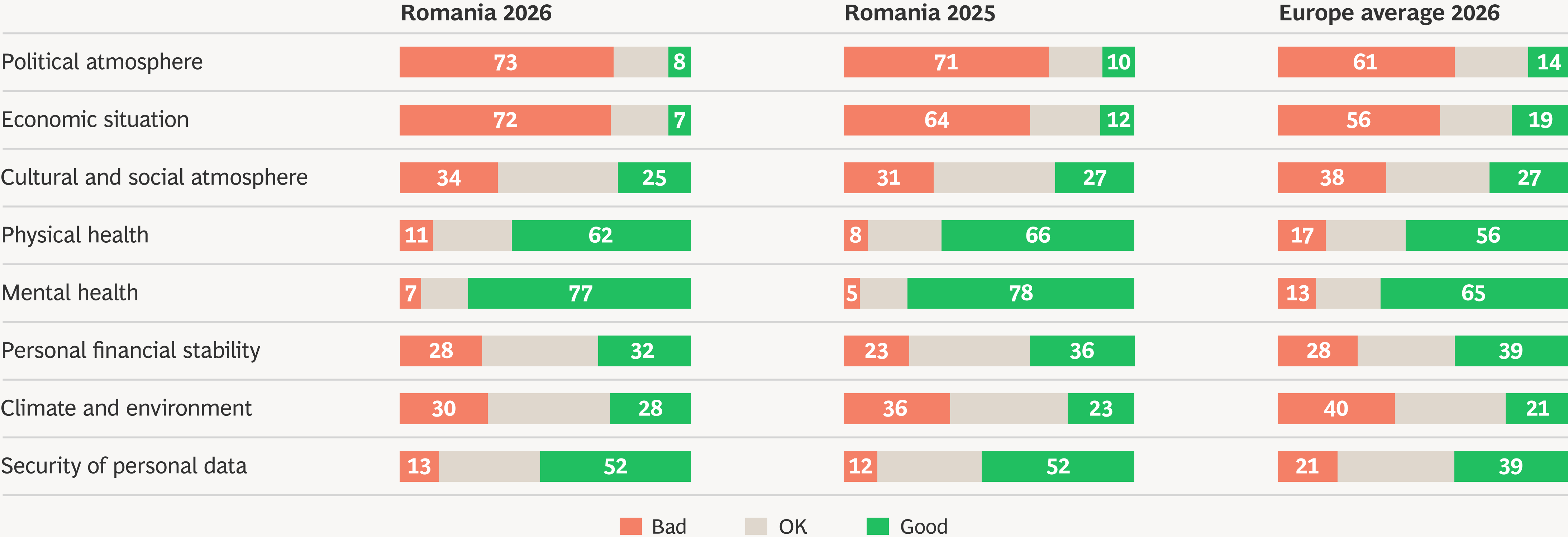
Romania shows relatively lower adoption of online tools for product discovery and research, especially for fashion and pet care



Share of consumers **willing to pay a premium for sustainable products** remains low, averaging 16%

Romanian consumers are pessimistic amid geopolitical and economic pressures, but remain more optimistic on an individual level

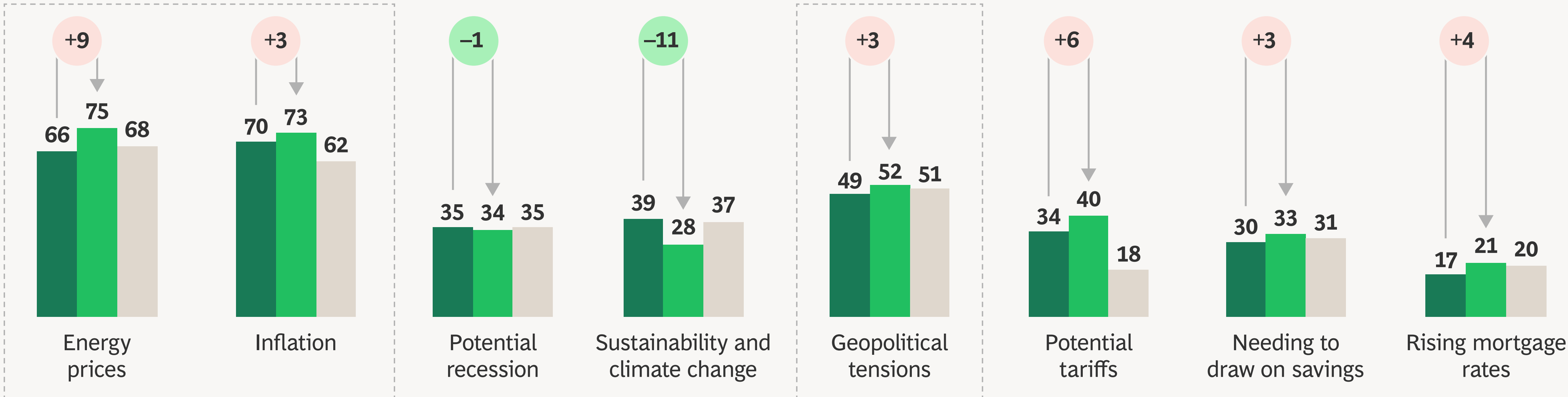
HOW CONSUMERS FEEL ABOUT NATIONAL ISSUES AND THEIR OWN CIRCUMSTANCES (%)



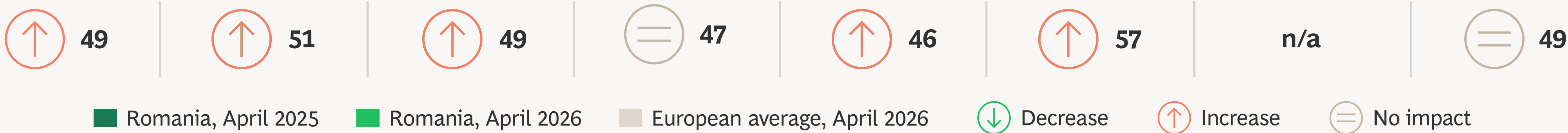
Sources: 2026 BCG European Consumer Sentiment Survey (April 2026) with 20,093 total respondents across 11 countries (~1,800 responses per country); 2025 BCG European Consumer Sentiment Survey. Question 01: How do you currently feel about each of the following? (Response options: Very bad, Bad, Neither good nor bad, Good, Very good. Results shown as Bad, OK, and Good.)

Romanian consumers feel especially impacted by energy prices, inflation, and tariffs, exceeding the European average

KEY AREAS OF CONCERN¹ (% OF RESPONDENTS)



MOST EXPECTED IMPACT ON SPENDING² (HIGHEST % OF RESPONDENTS)



■ Romania, April 2025
 ■ Romania, April 2026
 ■ European average, April 2026
 ↓ Decrease
 ↑ Increase
 = No impact

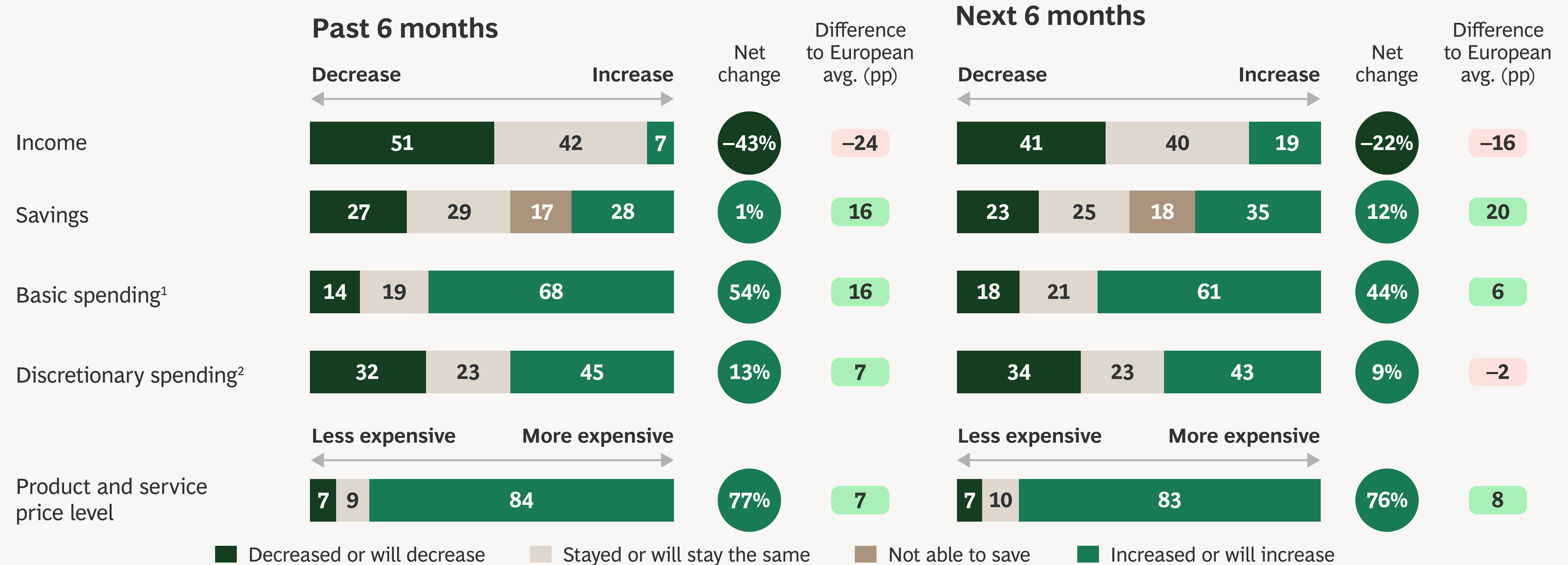
Sources: 2026 BCG European Consumer Sentiment Survey (April 2026) with 20,093 total respondents across 11 countries (~1,800 responses per country); 2025 BCG European Consumer Sentiment Survey.

¹Question O2: Which of the following are you currently personally concerned by? Select all that apply. (Multiple selection. Bars show those who selected “yes.”)

²Question O3a: How do you expect the development of the following factors to impact your spending in the next 6 months? (Response options: Increase, Decrease, No impact.)

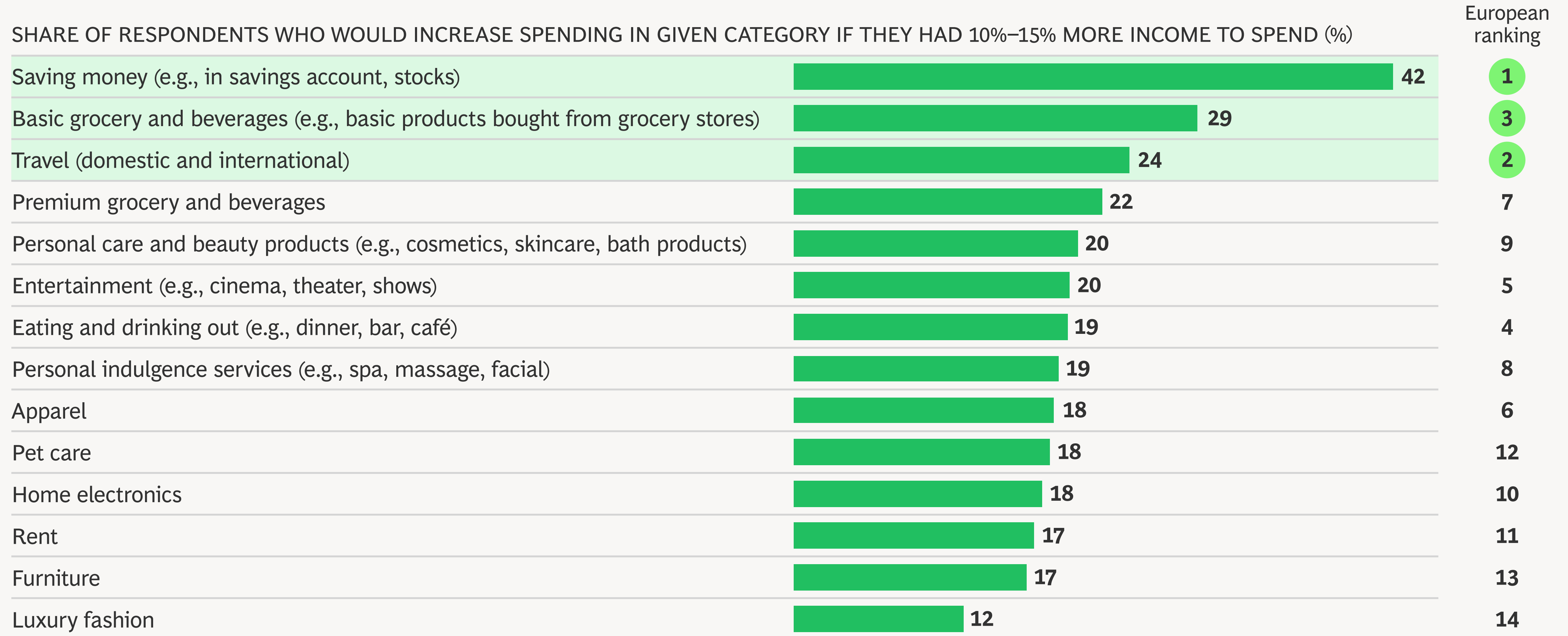
Romanian consumers anticipate prices and spending to increase, despite expecting a 16% decreased income in the next six months

SENTIMENT ON DEVELOPMENT OF OWN FINANCES AND PRICES (%)



Source: 2026 BCG European Consumer Sentiment Survey (April 2026) with 20,093 total respondents across 11 countries; ~1,800 responses per country. Questions O4–10, O12–13: Which of these statements best describe your [income/savings/spending/sentiment on pricing] compared to 6 months ago/in the next 6 months? ¹e.g., housing, transport, medication, education, basic food. ²e.g., clothing, dining out, concerts, entertainment.

Savings are prioritized over consumption; over 40% of Romanians would allocate at least part of a 10%–15% income boost to savings

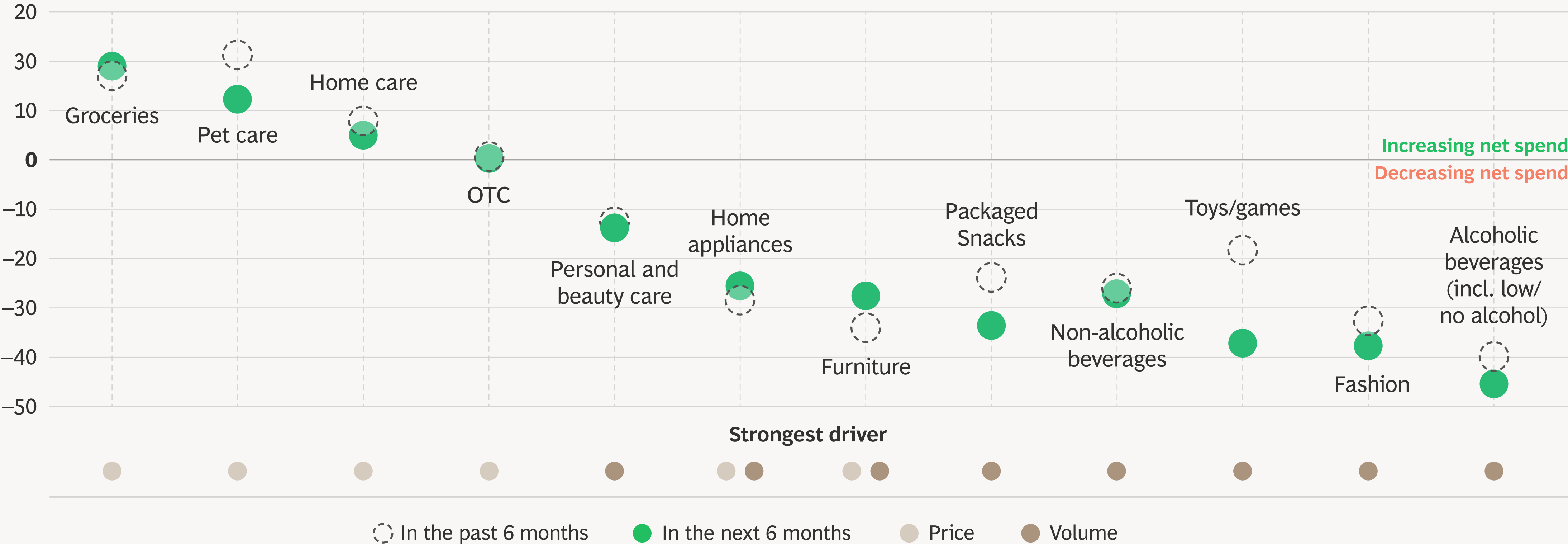


Source: 2026 BCG European Consumer Sentiment Survey (April 2026) with 20,093 total respondents across 11 countries; ~1,800 responses per country.

Question O16: If you had 10%–15% more income to spend than what you have today, how would you change your spending behavior in the following categories? [Multiple selection; Response options: Reduce or cut, Keep the same, Increase, Start. Results shown for Increase or Start.]

Romanian consumers are prioritizing essentials; spend increase is driven by inflation and decreases are linked to deal-seeking and volume reductions

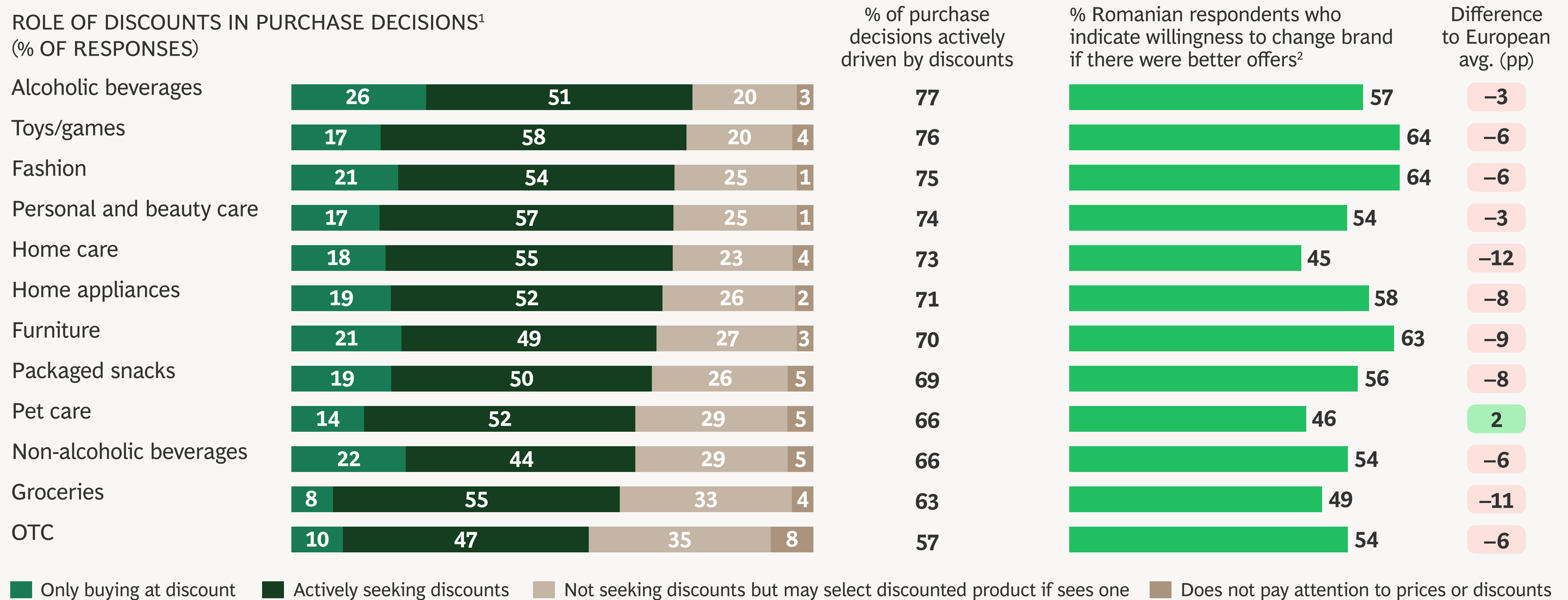
NET SPENDING CHANGE AMONG CONSUMERS WITHIN CATEGORY (PP)



Source: 2026 BCG European Consumer Sentiment Survey (April 2026) with 20,093 total respondents across 11 countries; ~1,800 responses per country.
Note: Net spending is the percentage difference between the share of respondents indicating increased spending and those indicating decreased spending within a category. OTC = Over-the-counter drugs and supplements.
 Question C2.1: *In the past six months/one year, how much has your total spending changed compared to six months ago/a year ago?*
 Question C3.1: *How much do you expect your total spending to change in the next six months/year compared to today? (Responses: Less, Neutral, More, Will not buy.)*

Up to 77% of Romanians say purchase decisions are driven by discounts, yet they are less willing to switch brands for better offers vs European average

ROLE OF DISCOUNTS IN PURCHASE DECISIONS¹ (% OF RESPONSES)

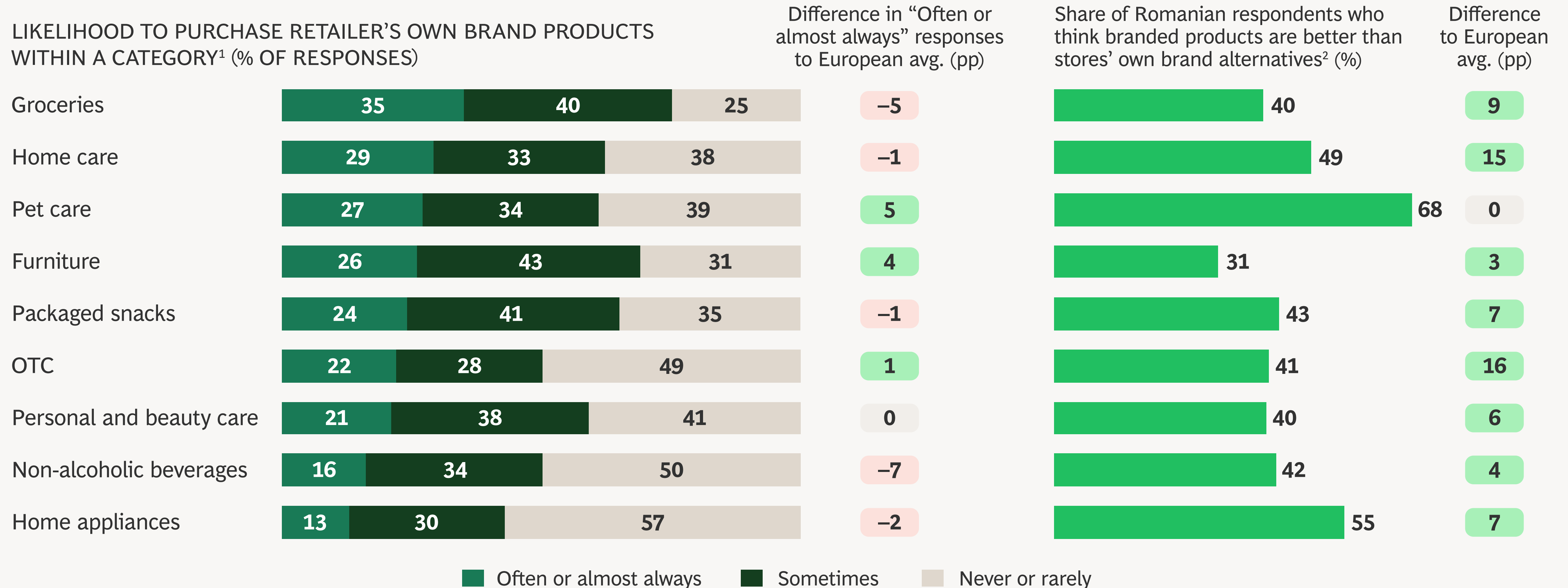


Source: 2026 BCG European Consumer Sentiment Survey (April 2026) with 20,093 total respondents across 11 countries; ~1,800 responses per country.

Note: OTC = Over-the-counter drugs and supplements.

¹Question C5.4: Thinking about [category], how would you describe your behavior regarding discounts within [category]? ²Question C5.3: To what extent do you agree with the following statement: "I rarely switch brands for the [category] I buy, even if there were better offers for other brands." (Response options: Agree, Neutral, Disagree.)

Romanian consumers are less likely to purchase private label brands compared to European average

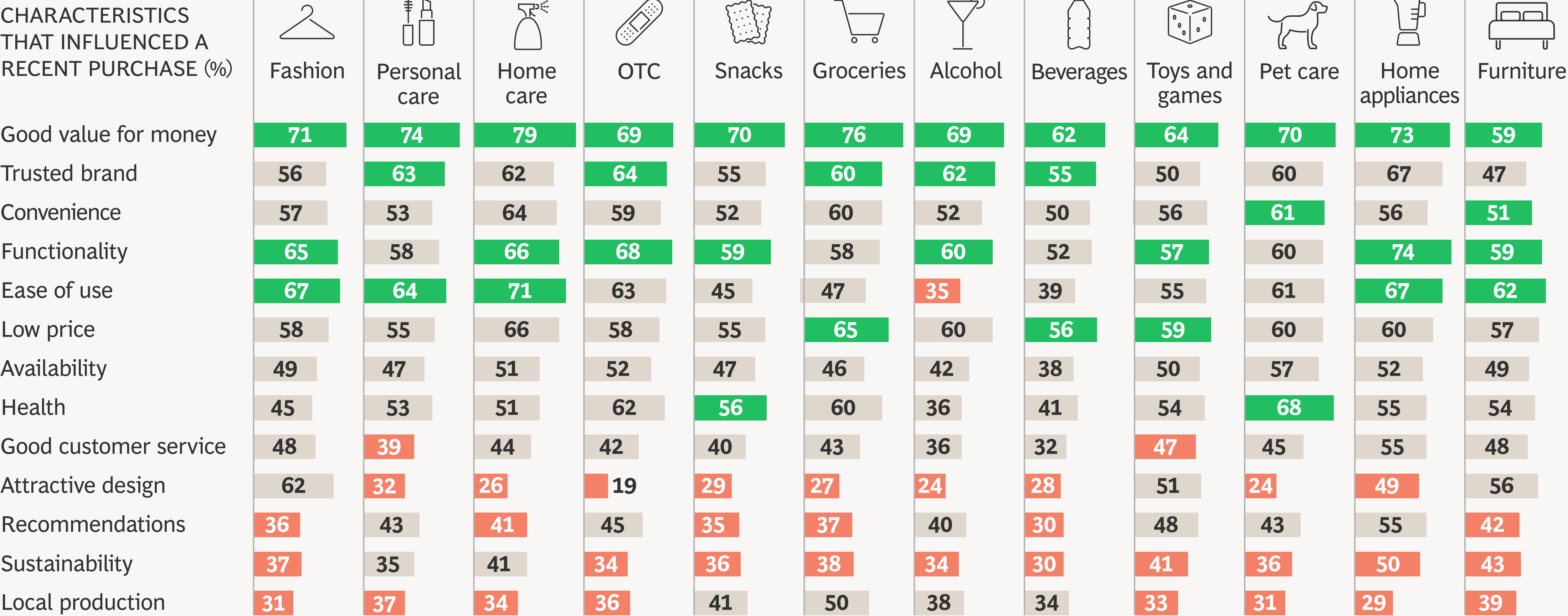


Source: 2026 BCG European Consumer Sentiment Survey (April 2026) with 20,093 total respondents across 11 countries; ~1,800 responses per country.

Note: OTC = Over-the-counter drugs and supplements.

¹Question C5.3a: Thinking about [category], how likely are you to buy unbranded or retailers' own brand items (instead of branded items)? ²Question C5.3: To what extent do you agree with the following statement: "I think branded [category] products are more effective/better in quality and taste than non-branded / stores' own brand alternatives." (Response options: Agree, Neutral, Disagree.)

For Romanians, value for money and functionality are the top drivers in purchasing decisions in most categories



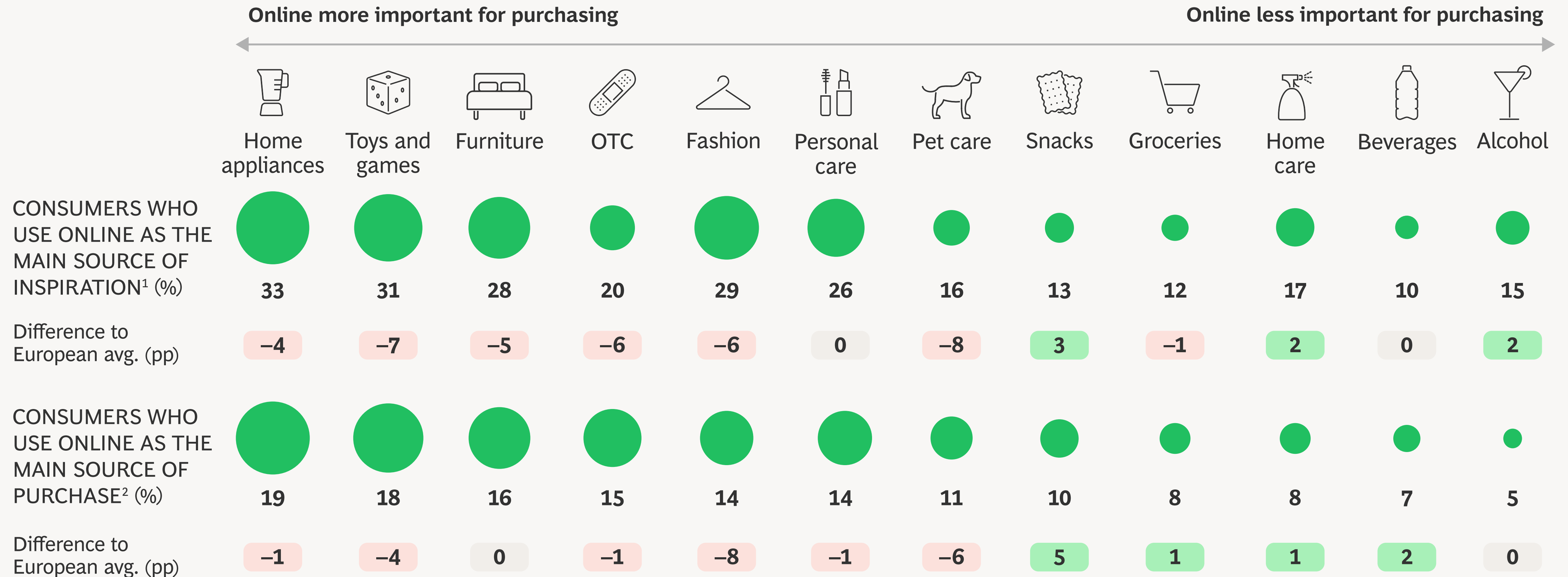
Source: 2026 BCG European Consumer Sentiment Survey (April 2026) with 20,093 total respondents across 11 countries; ~1,800 responses per country.

Note: KPC = Key purchasing criteria; OTCs = Over-the-counter drugs and supplements.

Question C5.1: Thinking about your most recent purchase of [category], how important were each of the following in influencing your choice? (Share of responses for “Very important.”)

■ Top 3 KPCs
■ Bottom 3 KPCs

Romanians lag Europeans when it comes to using online channels for inspiration and purchase



Source: 2026 BCG European Consumer Sentiment Survey (April 2026) with 20,093 total respondents across 11 countries; ~1,800 responses per country.

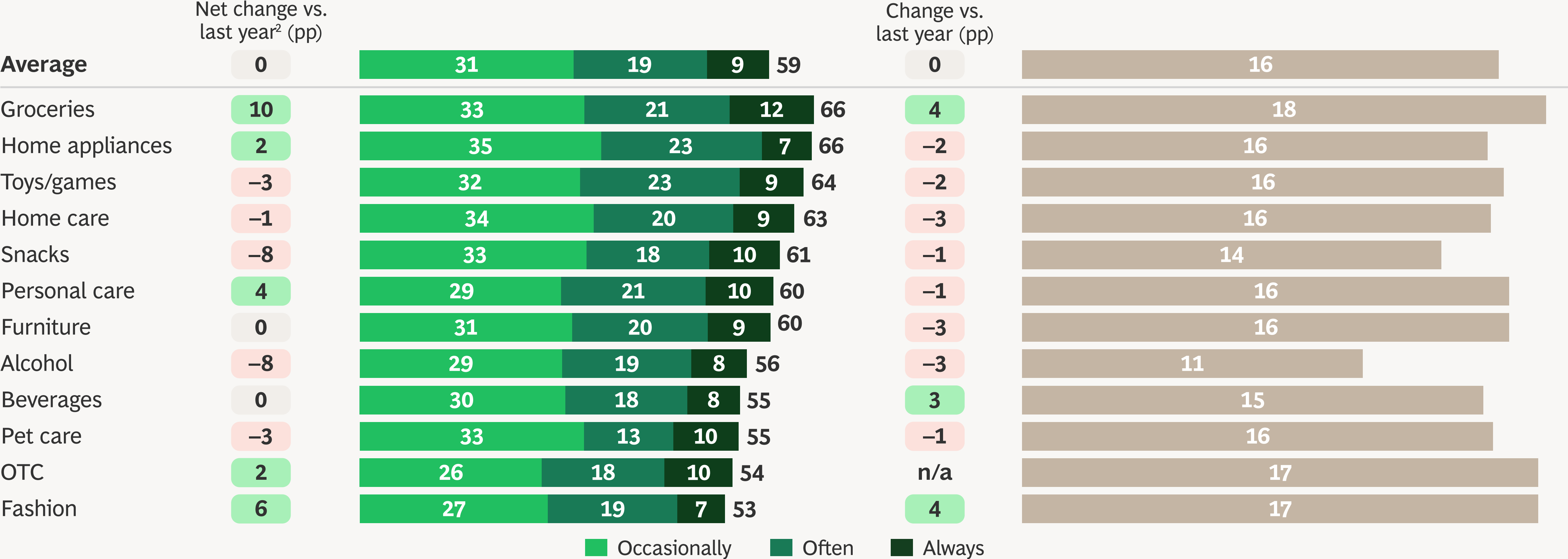
Note: OTC= Over-the-counter drugs and supplements.

¹Question C4.1: Thinking about when you're deciding to purchase [category], how would you typically browse, research, or look for inspiration on what to buy? (Response options: Mostly online, Mixed, Mostly offline.) ²Question C4.3: Thinking about when it comes to making a purchase of [category], what proportion of your spending is made online/digitally today (instead of buying products from physical stores)? (Response options: Mostly online, Mixed, Mostly offline.)

Share of Romanian consumers considering sustainability and willing to pay a green premium remains stable vs. 2025

CONSUMERS WHO CONSIDER SUSTAINABILITY WHEN MAKING A PURCHASE IN 2026¹ (%)

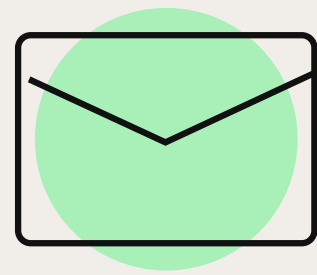
CONSUMERS WHO ARE WILLING TO PAY MORE FOR A SUSTAINABLE PRODUCT IN 2026³ (%)



Source: 2026 BCG European Consumer Sentiment Survey (April 2026) with 20,093 total respondents across 11 countries; ~1,800 responses per country.

Note: OTCs = Over-the-counter drugs and supplements.

¹Question C6.1: Being completely honest, how often do you think about sustainability when you make decisions regarding the purchase of [category]? ²Question C6.2a: How have your sustainability considerations when purchasing [category] changed over the past year? ³Question C6.2: How much less or more would you be willing to pay in [category] products for sustainable alternatives that minimize your climate impact (vs non-sustainable alternatives)?



Please contact your
local partner team for
more information



James Brindley

Managing Director and Partner,
EMESA Retail Lead
Prague, Czech Republic



György Lakatos-Török

Principal
Budapest, Hungary